



Capital	<i>Non Working Capital</i>	\$1,434,708	5%
\$26,739,709	<i>Working Capital</i>	\$25,305,001	95%
Month variation -11.2%	<i>Total</i>	\$26,739,709	100%

PNK	<i>PNK holdings</i>	\$375,991	14%
\$2,671,152	<i>PNK on LPs</i>	\$2,295,161	86%
Monthly variation -11%	<i>Total</i>	\$2,671,152	100%

Runway **8.3** Without taking into account PNK holdings.

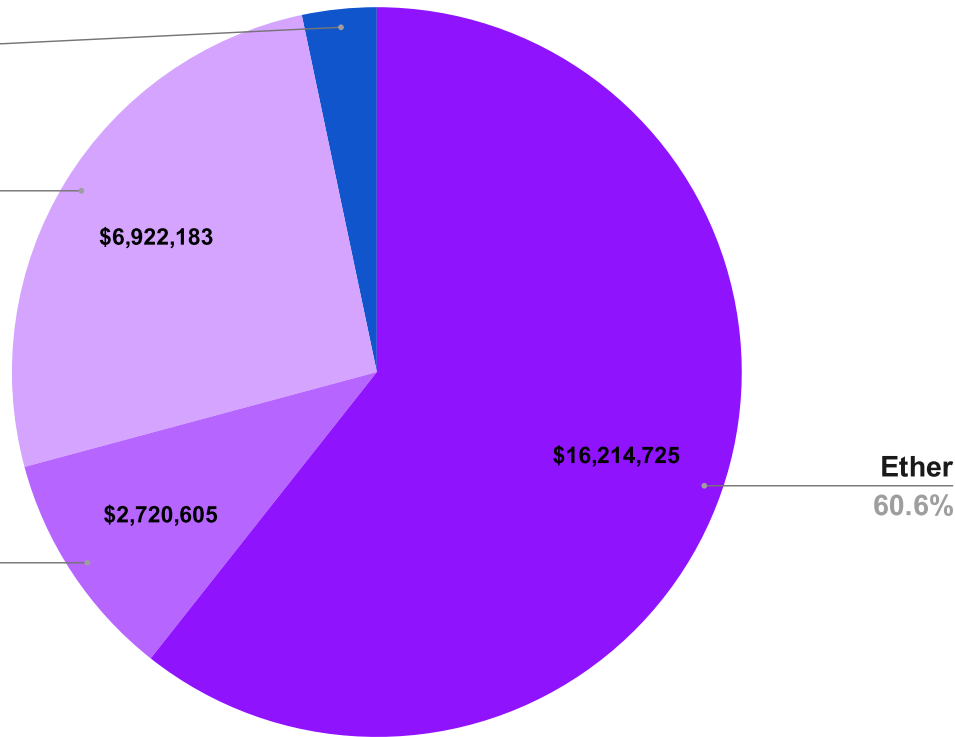
1. Portfolio Summary

General Overview

Altcoins
3.3%

GNO
25.9%

Stable
10.2%



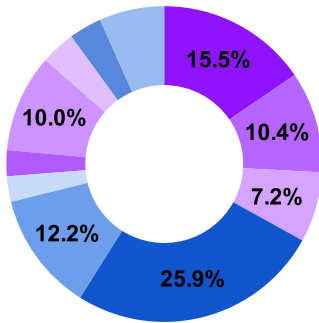
Asset	Value	Allocation
<i>Non Working Capital</i>		
EQB	\$11,000	0.04%
DAI	\$224,651	0.84%
COW	\$194,300	0.73%
USDC	\$179,227	0.67%
ETH	\$108,785	0.41%
SD	\$86,864	0.32%
ePendle	\$101,624	0.38%
LDO	\$59,469	0.22%
PENDLE	\$234,829	0.88%
EURe	\$1,339	0.01%
CRV	\$68,783	0.26%
BAL	\$23,251	0.09%
xDai	\$45,512	0.17%
USDT	\$1,642	0.01%
OP	\$8,293	0.03%
CVX	\$3,114	0.01%
AURA	\$5,229	0.02%
API 3	\$57,796	0.22%
OTHERS	\$19,000	0.07%

<i>Working Capital</i> <small>Reward tokens are include in total position</small>		
ETH-ETHx Convex	\$3,434,181	12.84%
mGNO	\$6,922,183	25.89%
Eth- usf	\$17,288	0.06%
stEth Diva Enzym	\$2,773,215	10.37%
mETH	\$2,682,749	10.03%
sDai Gnosis	\$528,000	1.97%
swEth- PT swEth	\$646,723	2.42%
ETHx Magpie Penc	\$1,548,443	5.79%
PT rstEth Pendle	\$697,028	2.61%
YTs Pendle Aggreg	\$26,000	0.10%
ETH (PNK Liquidity	\$2,299,935	8.60%
Eigen Layer swET	\$1,279,739	4.79%
Curve sDai - USD	\$1,041,969	3.90%
PT weEth Pendle	\$709,283	2.65%
USD Bitfinex	\$ 698,265	2.61%
TOTAL	\$26,739,709	100%

Funds in CEX	PNK	16,984,831
	USD	\$698,265

	PNK	Amount	Value	Allocation
<i>PNK Price</i>	<i>Eth Price</i>			<i>PNK</i>
\$0.026	\$2,893	PNK holdings	14,522,630	\$375,991 14.08%
<i>PNK variation</i>	<i>Ether Variation</i>	PNK-ETH liquidity	88,650,476	\$2,295,161 85.92%
-8.93%	-11.63%	TOTAL	103,173,106	\$2,671,152 100%

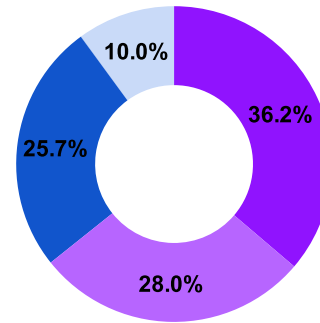
- ETH
- stETH
- swETH
- GNO
- ETHx
- PT rstEth
- PT weEth
- mEth
- DAI
- 2 more



Exposure

	<i>per asset</i>
ETH	15%
stETH	10%
swETH	7%
GNO	26%
ETHx	12%
PT rstEth	3%
PT weEth	3%
mEth	10%
DAI	3.53%
USDM	3%
Others	7%
Total	100%

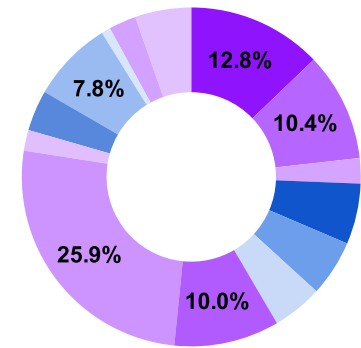
- Ethereum
- Gnosis
- CEX
- Optimism
- Mantle



Exposure

	<i>per chain</i>
Ethereum	36%
Gnosis	28%
Arbitrum	
CEX	26%
Optimism	0.03%
Mantle	10.03%

- Convex
- Enzyme
- Equilibria | Pendle
- Magpie | Pendle
- Pendle
- Eigen Layer
- Mantle LSP
- Solo Stake
- Gno "DSR" | Agave
- 5 more



Exposure

	<i>per protocol</i>
Convex	13%
Enzyme	10%
Equilibria Pendle	2%
Magpie Pendle	6%
Pendle	5%
Eigen Layer	5%
Mantle LSP	10%
Solo Stake	25.9%
Gno "DSR" Agav	2.0%
Curve	3.90%
Uniswap	7.81%
Swapr	0.86%

Farming Details

Position	Market APY	Estimated APY
ETHx/Weth Convex *	4.8%	4%
mGNO	13.0%	13.0%
stEth Diva Enzyme	3.4%	9.0%
mEth	3.5%	21%
sDai Gnosis	13.24%	16.2%
swEth Equilibria	5.57%	21%
Curve sDai - USDM	16.00%	17.45%
swETH Eigen La	3.40%	28%
PTs Pendle	28%	31.40%
ETHx Magpie	9.63%	12.00%

Note: APYs reported were extracted from DefiLlama or first sources (protocols)

Estimated AOYs include airdrops estimations || For Equilibria Pools I remove EQB rewards

*Offchain deal with Stader || PTs Pendle have EL exposure

Monthly Burnrate **\$270,000**

Monthly Runway without PNK **99**

Annual Runway without PNK **8.3**

Market APY Our Estimated APY

